

Bute and Cowal Area Scorecard FQ1 2019/20



B&C Area Scorecard 2019-20

FQ1 19/20

'Making Argyll and Bute a place people choose to live, learn, work and do business'

Corporate Outcome - People live active, healthier and independent lives

Number of affordable social sector new builds - B&C
Actual 0
Target 0

PR103_01-Number of new affordable homes completed per annum.
Actual 0
Target 0
Benchmark 75

Corporate Outcome - People live in safer and stronger communities

Car Parking income to date - B&C
Actual £ 23,358
Target £ 20,382

Car Parking income to date - A&B
Actual £ 245,425
Target £ 309,304

B&C - Number of Parking Penalty Notices Issued
Actual 187

A&B - Number of Parking Penalty Notices Issued
Actual 2,099

Dog fouling - total number of complaints B&C
Actual 7

Dog fouling - total number of complaints A&B
Actual 26
Target 26

LEAMS - B&C Bute
Actual 86
Target 73

LEAMS - Argyll and Bute monthly average
Actual 81

LEAMS - B&C Cowal
Actual 77
Target 73

Corporate Outcome - The economy is diverse and thriving

Householder Planning Apps: Ave no of Weeks to Determine - B&C
Actual 5.8 Wks
Target 8.0 Wks
Benchmark 7.4 Wks

Householder Planning Apps: Ave no of Weeks to Determine - ABC
Actual 7.4 Wks
Target 8.0 Wks
Benchmark 7.4 Wks

% of Pre-Application enquiries processed within 20 working days - B&C
Actual 100.0 %
Target 75.0 %
Benchmark 76.6 %

% of Pre-application enquiries processed within 20 working days - A&B
Actual 76.6 %
Target 75.0 %

Corporate Outcome - Education, skills and training maximises opportunities for all

% HMIE positive Secondary School Evaluations - B&C
Actual 0 %
Target 0 %

Percentage of pupils with positive destinations - A&B
Actual 94.7 %
Target 92.0 %

Corporate Outcome - We have infrastructure that supports sustainable growth

Total number of Complaints regarding Waste Collection - B&C Bute
Actual 0

Total number of Complaints regarding Waste Collection - A&B
Actual 12

Total number of Complaints regarding Waste Collection - B&C Cowal
Actual 2

Shanks - Percentage of Waste Recycled, Composted & Recovered
Actual 39.7 %

Islands - Percentage of Waste Recycled, Composted & Recovered
Actual 42.1 %

RA114_01-Percentage of waste recycled, composted and recovered
Actual 45.5 %
Target 40.0 %
Benchmark

H&L - Percentage of Waste Recycled, Composted & Recovered
Actual 55.7 %

Street lighting - B&C percentage of faults repaired within 10 days
Actual 96 %
Target 75 %

RA113_04-Percentage of street lighting repairs completed within 10 days
Actual 87 %
Target 75 %

Making It Happen

B&C Teacher Absence
Actual 1.55 Days
Target 1.50 Days

A&B Teacher Absence
Actual 1.82 Days
Target 1.50 Days

B&C LGE Only
Actual 3.70 Days
Target 2.36 Days

A&B LGE Staff Summary - Combined Office & Non Office
Actual 3.24 Days
Target 2.36 Days



B&C Area Scorecard 2019-20

FQ1 19/20

'Making Argyll and Bute a place people choose to live, learn, work and do business'



Corporate Outcome - People live active, healthier and independent lives



Number of affordable social sector new builds - B&C	Actual	0	📈
	Target	0	↓



PR103_01-Number of new affordable homes completed per annum.	Actual	0	📈
	Target	0	↓
	Benchmark	75	



'Making Argyll and Bute a place people choose to live, learn, work and do business'

Corporate Outcome - People live in safer and stronger communities


Car Parking income to date - Actual £ 23,358 
B&C Target £ 20,382 

Car Parking income to date - Actual £ 245,425 
A&B Target £ 309,304 


Dog fouling - total number of Actual 19 
complaints B&C 


Dog fouling - total number of Actual 72 
complaints A&B 

LEAMS - B&C Bute Actual 88 
Monthly Data June 2019 

LEAMS - Argyll and Bute Actual 80 
monthly average

LEAMS - B&C Cowal Actual 78 
Monthly Data June 2019 

B&C - Number of Parking Actual 187 
Penalty Notices Issued

A&B - Number of Parking Actual 2,099 
Penalty Notices Issued







B&C Area Scorecard 2019-20



FQ1 19/20



'Making Argyll and Bute a place people choose to live, learn, work and do business'

Corporate Outcome - The economy is diverse and thriving

Householder Planning Apps: Actual 5.8 Wks 
Ave no of Weeks to Determine Target 8.0 Wks 
- B&C Benchmark 7.4 Wks

% of Pre-Application enquiries Actual 100.0 % 
processed within 20 working Target 75.0 % 
days - B&C

Householder Planning Apps: Actual 7.4 Wks 
Ave no of Weeks to Determine Target 8.0 Wks 
- ABC Benchmark 7.4 Wks

% of Pre-application Actual 76.6 % 
enquiries processed within Target 75.0 % 
20 working days - A&B



B&C Area Scorecard 2019-20

FQ1 19/20

'Making Argyll and Bute a place people choose to live, learn, work and do business'

Corporate Outcome - Education, skills and training maximises opportunities for all

% HMIE positive Secondary School Evaluations - B&C	Actual	0 %	📈
	Target	0 %	➡

Percentage of pupils with positive destinations - A&B	Actual	94.7 %	📈
	Target	92.0 %	

'Making Argyll and Bute a place people choose to live, learn, work and do business'

Corporate Outcome - We have infrastructure that supports sustainable growth

Total number of Complaints regarding Waste Collection - B&C Bute Actual 0 ➡

Total number of Complaints regarding Waste Collection - B&C Cowal Actual 2 ⬇

Total number of Complaints regarding Waste Collection - A&B Actual 12 ⬆

Shanks - Percentage of Waste Recycled, Composted & Recovered Actual 39.7 % ⬇

Islands - Percentage of Waste Recycled, Composted & Recovered Actual 42.1 % ⬇

H&L - Percentage of Waste Recycled, Composted & Recovered Actual 55.7 % ⬆

RA114_01-Percentage of waste recycled, composted and recovered	Actual	45.5 %	📈
	Target	40.0 %	⬇
	Benchmark		

Street lighting - B&C percentage of faults repaired within 10 days	Actual	96 %	📈
	Target	75 %	⬆

RA113_04-Percentage of street lighting repairs completed within 10 days	Actual	87 %	📈
	Target	75 %	⬆



B&C Area Scorecard 2019-20

FQ1 19/20

'Making Argyll and Bute a place people choose to live, learn, work and do business'

Making It Happen

B&C Teacher Absence	Actual	1.55 Days	R
	Target	1.50 Days	↑

B&C LGE Only	Actual	3.70 Days	R
	Target	2.36 Days	↑

A&B Teacher Absence	Actual	1.82 Days	R
	Target	1.50 Days	↑

A&B LGE Staff Summary - Combined Office & Non Office	Actual	3.24 Days	R
	Target	2.36 Days	↑